

Regional Demographics

- The Greater Birmingham Safety Coalition consists of Jefferson, Shelby, Walker, St. Clair, Chilton, and Blount counties.
- The age distribution is similar for each county, as shown in Figure 1, with the majority of the residents under 40 years of age.
- Racial Makeup of each county is shown in Figure 2.

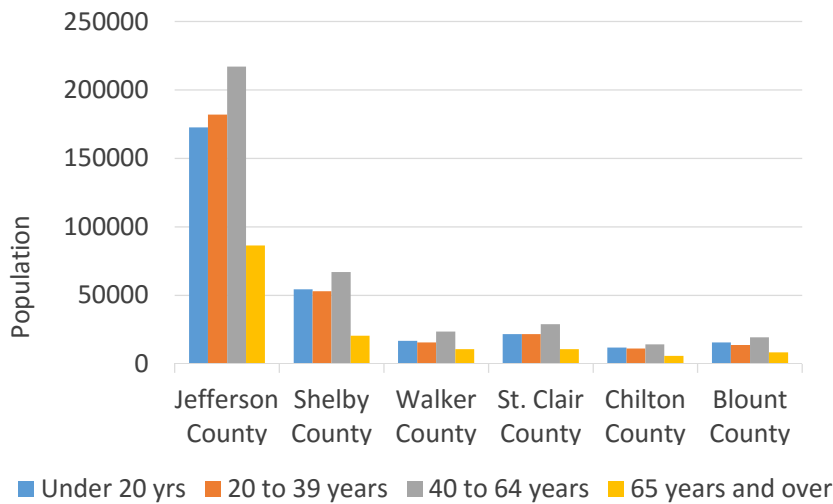


Figure 1: Population by Age for Greater Birmingham Region

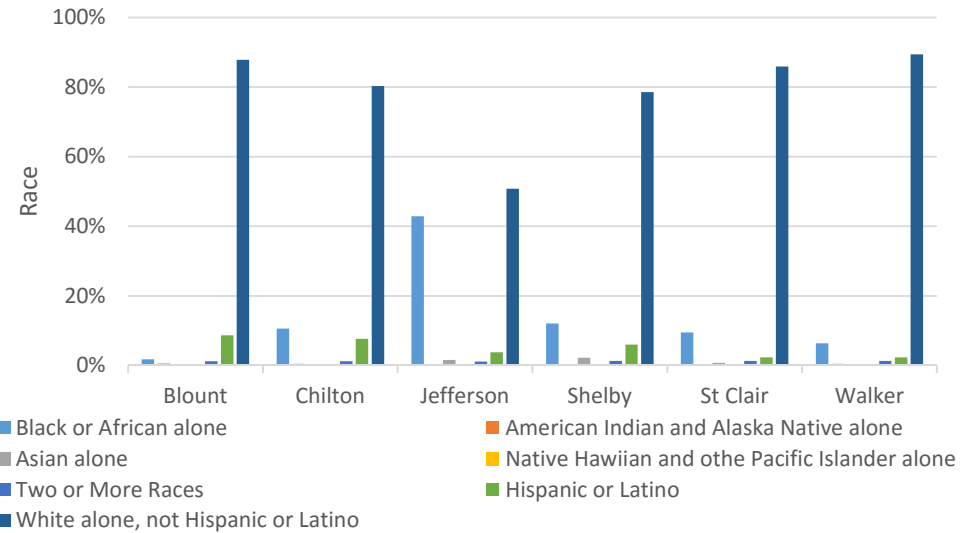


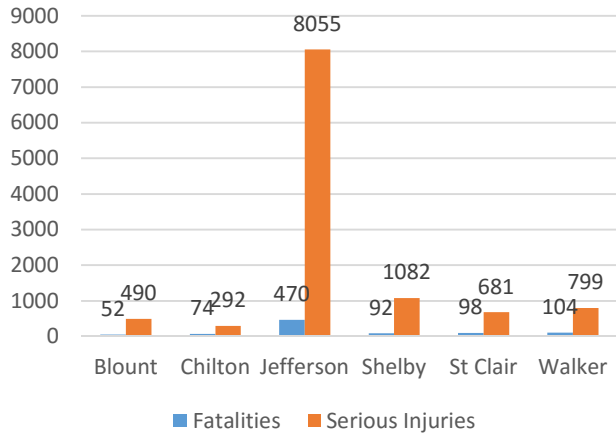
Figure 2: Race Distribution for Greater Birmingham Region

Economic characteristics

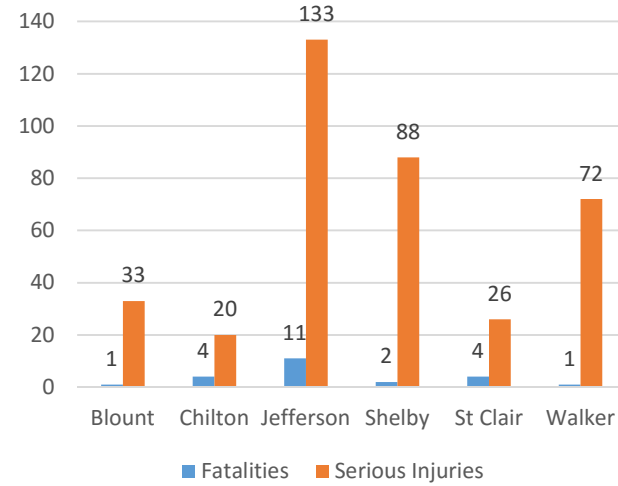
- The median household income in this region is lower than the US average except for Shelby County.
- Shelby County ranked the first in the region for its median household income of \$67,244.

Crash Facts 2010-2014

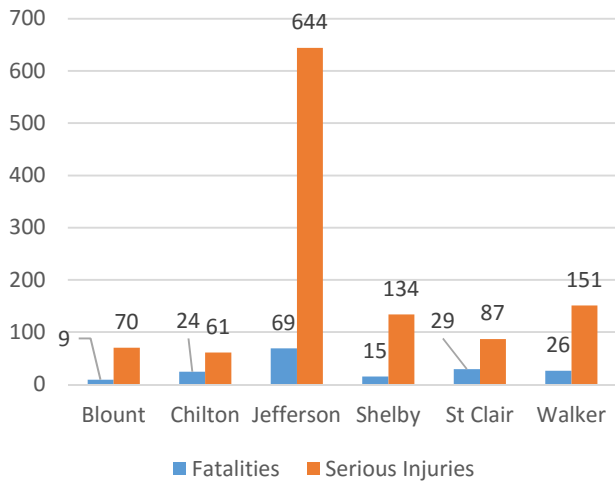
Total Fatalities and Serious Injuries



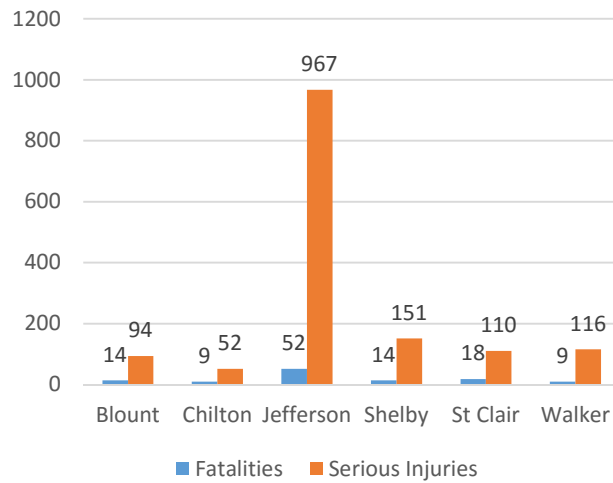
Distracted Driving



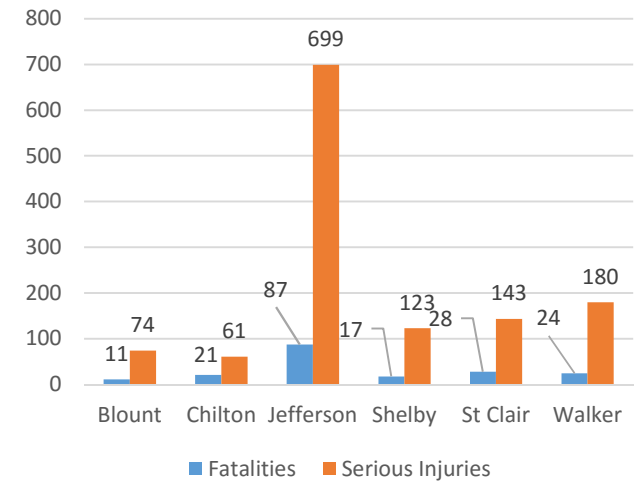
Impaired Driving



Young Drivers



Speeding Related



Regional Safety Project Funding

Aggressive Driving Enforcement (PT)

Project	Description	Total Regional Funding
16-SP-PT-05	Police Traffic East Central	\$ 56,046.12
	Blount	\$ 4,039.36
	Jefferson	\$ 39,888.68
	Shelby	\$ 8,078.72
	St. Clair	\$ 4,039.36
16-SP-PT-01	ALEA	800,000.00

Occupant Protection Enforcement (M2)

16-H7-M2-05	Police Traffic (Opelika)	\$ 21,500.00
	Blount	\$ -
	Jefferson	\$ 17,000.00
	Shelby	\$ 3,000.00
	St. Clair	\$ 1,500.00
16-Hb-M1-02	Auburn Univ. Click it or Ticket	325,000.00

Impaired Driving Enforcement (M5)

16-Hd-M5-09	Police Traffic (Opelika)	\$ 24,700.00
	Blount	\$ -
	Jefferson	\$ 15,600.00
	Shelby	\$ 5,200.00
	St. Clair	\$ 3,900.00
16-Hd-M5-01	ALEA	400,000.00
16-Hd-M5-05	Auburn Univ. Impaired Driving Hotspot	250,000.00
16-Hd-M5-010	Auburn Univ. Impaired Driving Hotspot	325,000.00

Impaired Driving Enforcement (K8)

16-H8-K8-01	Police Traffic (Opelika)	\$ 77,928.00
	Blount	\$ 5,800.00
	Jefferson	\$ 43,428.00
	Shelby	\$ 14,200.00
	St. Clair	\$ 14,500.00

Source: ADECA, December 2015